

1. 過去數年某牧場送往屠宰場的牛隻其母體平均體重  $\mu = 380$  磅。今年牧場從牛群中隨機挑選 50 隻改餵新料，主人關心此項研究假說：「新料飼養的牛隻其平均體重大於 380 磅。」  
 樣本數據如下：

$$n = 50$$

$$\bar{y} = 390 \text{ 磅}$$

$$s = 35.2 \text{ 磅}$$

- (a) 以  $\alpha = 0.01$  的水準檢定研究假說。(7%)  
 (b) 若改用  $\alpha = 0.05$  的水準檢定，你的結論和 (a) 有何不同？(5%)  
 試從中探討你的信心水準 (confidence level) 變化的實際意義。  
 (c) 假設新舊飼料對牛隻助長的能力並無差異。試求純因抽樣導致樣本平均體重大於 390 磅的機率 (顯著機率)。並用它探討你的樣本證據力，以及檢討傳統檢定程序 (如 (a) 或 (b))。(7%)  
 (d) 假設新料飼養下的牛隻群平均體重為 400 磅。你的決策法則是：「當樣本平均數大於 395 磅時，就揚棄虛無假說 ( $H_0: \mu = 380$ )，接受對立假說；反之，則接受虛無假說，揚棄對立假說 ( $H_1: \mu = 400$ )。」你的第 II 型誤差有多少？檢出力 (power of test) 有多大？在本題中的實際意義為何？(6%)

2. 數據如下表。令  $y_{ij}$  表第  $j$  行業的第  $i$  家上市公司的年度每股盈餘 (earning per share)。

(a) 試求  $y_{.j}, \sum_{i=1}^{n_j} y_{ij}, 1 \leq j \leq 3$  (5%)

(b) 試以  $\alpha = 0.05$  的水準檢定這三行業的上市公司每股盈餘有無不同 (7%)

(c) 線照 (Linear contrast) 的定義為 (7%)

$$L = c_1\mu_1 + c_2\mu_2 + c_3\mu_3 \quad \text{其中常數 } c_1 + c_2 + c_3 = 0$$

試用對照來檢定假說：「零售業的每股盈餘正好界於商銀和公用事業之間。」

(d) 在以上的 ANOVA 檢定模式中你有那四項假設條件? (6%)

Earnings per Share of Companies Under Three Nonindustrial Business Groupings

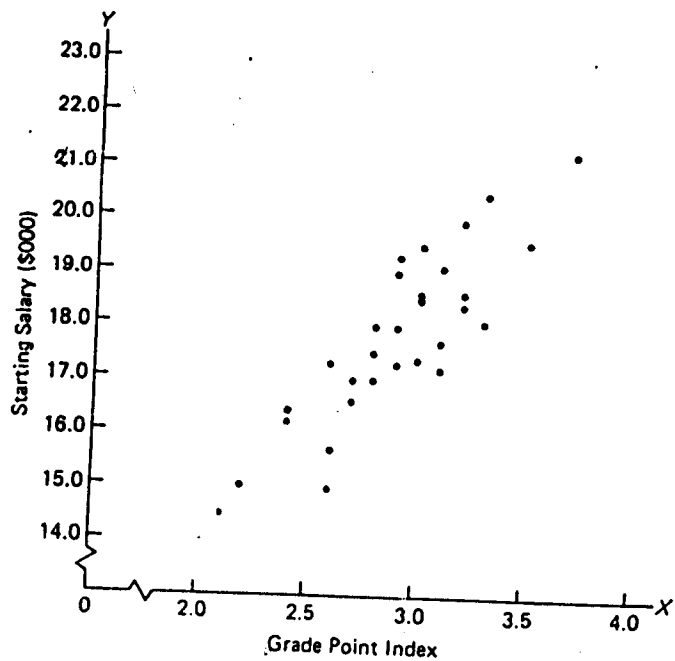
	(1) Commercial Banking	(2) Retailing	(3) Utility	
	6.42	3.52	3.55	
	2.83	4.21	2.13	
	8.94	4.36	3.24	
	6.80	2.67	6.47	
	5.70	3.49	3.06	
	4.65	4.68	1.80	
	6.20	3.30	5.29	
	2.71	2.68	2.96	
	8.34	7.25	2.90	
		.16	.173	
$n_j$ :	9	10	10	$n = 29$

3. 試說明(舉例) Poisson (波松) 分配與指數分配的意義, 及它們之間的關係. (20%)

4. 如下圖及表之數據:

Summary Computations  
Needed for Simple Regression  
and Correlation Analysis

$\sum_{i=1}^n X_i = 87.0$	$\bar{X} = 2.90$
$\sum_{i=1}^n Y_i = 534.3$	$\bar{Y} = 17.81$
$\sum_{i=1}^n X_i Y_i = 1564.24$	$\sum_{i=1}^n X_i^2 = 256.06$
$n = 30$	$\sum_{i=1}^n Y_i^2 = 9593.41$



某校 MBA 畢業生的在學成績 GPI 與工作的起薪之間的關係如散佈圖。

(a) 試利用右表的數據求迴歸函數 (regression function) (7%)

$$\bar{y} = b_0 + b_1 x$$

(b) 試求判定係數  $R^2$ , 並解釋之. (5%)

(c) 試檢定迴歸模式 ( $\alpha = 0.05$ ) (7%)

(d) 試求起薪與畢業成績之間的相關係數 (correlation coefficient), 並檢定二者有無關係 ( $\alpha = 0.05$ ). (7%)

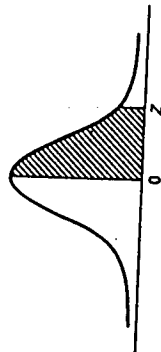
(e) 若再加入智力成績為第二解釋變項, 請寫出你的複迴歸模式. (4%)

Appendix B

企研所

TABLES

TABLE B.1 The Standardized Normal Distribution\*

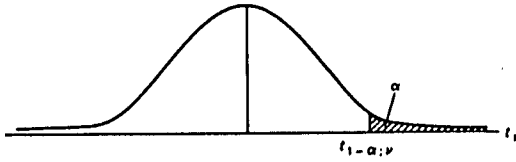


Z	.00	.01	.02	.03	.04	.05	.06	.07	.08	.09
.0	.0000	.0040	.0080	.0120	.0160	.0199	.0239	.0279	.0319	.0359
.1	.0398	.0438	.0478	.0517	.0557	.0596	.0636	.0675	.0714	.0753
.2	.0793	.0832	.0871	.0910	.0948	.0987	.1026	.1064	.1103	.1141
.3	.1179	.1217	.1255	.1293	.1331	.1368	.1406	.1443	.1480	.1517
.4	.1554	.1591	.1628	.1664	.1700	.1736	.1772	.1808	.1844	.1879
.5	.1915	.1950	.1985	.2019	.2054	.2088	.2123	.2157	.2190	.2224
.6	.2257	.2291	.2324	.2357	.2389	.2422	.2454	.2486	.2518	.2549
.7	.2580	.2612	.2642	.2673	.2704	.2734	.2764	.2794	.2823	.2852
.8	.2881	.2910	.2939	.2967	.2995	.3023	.3051	.3078	.3106	.3133
.9	.3159	.3186	.3212	.3238	.3264	.3289	.3315	.3340	.3365	.3389
1.0	.3413	.3438	.3461	.3485	.3508	.3531	.3554	.3577	.3599	.3621
1.1	.3643	.3665	.3686	.3708	.3729	.3749	.3770	.3790	.3810	.3830
1.2	.3849	.3869	.3888	.3907	.3925	.3944	.3962	.3980	.3997	.4015
1.3	.4032	.4049	.4066	.4082	.4099	.4115	.4131	.4147	.4162	.4177

Z	.00	.01	.02	.03	.04	.05	.06	.07	.08	.09
1.4	.4192	.4207	.4222	.4236	.4251	.4265	.4279	.4292	.4306	.4319
1.5	.4332	.4345	.4357	.4370	.4382	.4394	.4406	.4418	.4429	.4441
1.6	.4452	.4463	.4474	.4484	.4495	.4505	.4515	.4525	.4535	.4545
1.7	.4554	.4564	.4573	.4582	.4591	.4599	.4608	.4616	.4625	.4633
1.8	.4641	.4649	.4656	.4664	.4671	.4678	.4686	.4693	.4699	.4706
1.9	.4713	.4719	.4726	.4732	.4738	.4744	.4750	.4756	.4761	.4767
2.0	.4772	.4778	.4783	.4788	.4793	.4798	.4803	.4808	.4812	.4817
2.1	.4821	.4826	.4830	.4834	.4838	.4842	.4846	.4850	.4854	.4857
2.2	.4861	.4864	.4868	.4871	.4875	.4878	.4881	.4884	.4887	.4890
2.3	.4893	.4896	.4898	.4901	.4904	.4906	.4909	.4911	.4913	.4916
2.4	.4918	.4920	.4922	.4925	.4927	.4929	.4931	.4932	.4934	.4936
2.5	.4938	.4940	.4941	.4943	.4945	.4946	.4948	.4949	.4951	.4952
2.6	.4953	.4955	.4956	.4957	.4959	.4960	.4961	.4962	.4963	.4964
2.7	.4965	.4966	.4967	.4968	.4969	.4970	.4971	.4972	.4973	.4974
2.8	.4974	.4975	.4976	.4977	.4977	.4978	.4979	.4979	.4980	.4981
2.9	.4981	.4982	.4982	.4983	.4984	.4984	.4985	.4985	.4986	.4986
3.0	.4986	.4986	.4987	.4987	.4988	.4988	.4988	.4989	.4989	.4990
3.1	.4990	.4990	.4991	.4991	.4991	.4991	.4992	.4992	.4992	.4992
3.2	.4993	.4993	.4993	.4993	.4994	.4994	.4994	.4994	.4994	.4995
3.3	.4995	.4995	.4995	.4995	.4995	.4996	.4996	.4996	.4996	.4996
3.4	.4996	.4996	.4996	.4997	.4997	.4997	.4997	.4997	.4997	.4997
3.5	.4997	.4997	.4997	.4997	.4997	.4997	.4997	.4997	.4997	.4997
3.6	.4998	.4998	.4998	.4998	.4998	.4998	.4998	.4998	.4998	.4998
3.7	.4998	.4999	.4999	.4999	.4999	.4999	.4999	.4999	.4999	.4999
3.8	.4999	.4999	.4999	.4999	.4999	.4999	.4999	.4999	.4999	.4999
3.9	.4999	.4999	.4999	.4999	.4999	.4999	.4999	.4999	.4999	.4999

\*Entry represents area under the standardized normal distribution from the mean to Z.

TABLE B.3 Critical Values of  $t$

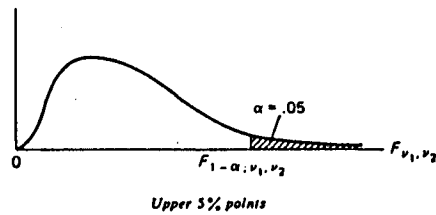


Degrees of Freedom, $v$	Upper-Tail Areas												
	.45	.40	.35	.30	.25	.20	.15	.10	.05	.025	.01	.005	.0005
1	.158	.325	.510	.727	1.000	1.376	1.963	3.078	6.314	12.706	31.821	63.657	636.619
2	.142	.289	.445	.617	.816	1.061	1.386	1.886	2.920	4.303	6.965	9.925	31.598
3	.137	.277	.424	.584	.765	.978	1.250	1.638	2.353	3.182	4.541	5.841	12.941
4	.134	.271	.414	.569	.741	.941	1.190	1.533	2.132	2.776	3.747	4.604	8.610
5	.132	.267	.408	.559	.727	.920	1.156	1.476	2.015	2.571	3.365	4.032	6.839
6	.131	.265	.404	.553	.718	.906	1.134	1.440	1.943	2.447	3.143	3.707	5.959
7	.130	.263	.402	.549	.711	.896	1.119	1.415	1.895	2.365	2.998	3.499	5.405
8	.130	.262	.399	.546	.706	.889	1.108	1.397	1.860	2.306	2.896	3.355	5.041
9	.129	.261	.398	.543	.703	.883	1.100	1.383	1.833	2.262	2.821	3.250	4.781
10	.129	.260	.397	.542	.700	.879	1.093	1.372	1.812	2.228	2.764	3.169	4.587
11	.129	.260	.396	.540	.697	.876	1.088	1.363	1.796	2.201	2.718	3.106	4.437
12	.128	.259	.395	.539	.695	.873	1.083	1.356	1.782	2.179	2.681	3.055	4.318
13	.128	.259	.394	.538	.692	.870	1.079	1.350	1.771	2.160	2.654	3.012	4.221
14	.128	.258	.393	.537	.692	.868	1.076	1.345	1.761	2.145	2.624	2.977	4.140
15	.128	.258	.393	.536	.691	.866	1.074	1.341	1.753	2.131	2.602	2.947	4.073

16	.128	.258	.392	.535	.690	.865	1.071	1.337	1.746	2.120	2.583	2.921	4.015
17	.128	.257	.392	.534	.689	.863	1.069	1.333	1.740	2.110	2.567	2.898	3.965
18	.127	.257	.392	.534	.688	.862	1.067	1.330	1.734	2.101	2.552	2.878	3.922
19	.127	.257	.391	.533	.688	.861	1.066	1.328	1.729	2.093	2.539	2.861	3.883
20	.127	.257	.391	.533	.687	.860	1.064	1.325	1.725	2.086	2.528	2.845	3.850
21	.127	.257	.391	.532	.686	.859	1.063	1.323	1.721	2.080	2.518	2.831	3.819
22	.127	.256	.390	.532	.686	.858	1.061	1.321	1.717	2.074	2.508	2.819	3.792
23	.127	.256	.390	.532	.685	.858	1.060	1.319	1.714	2.069	2.500	2.807	3.767
24	.127	.256	.390	.531	.685	.857	1.059	1.318	1.711	2.064	2.492	2.797	3.745
25	.127	.256	.390	.531	.684	.856	1.058	1.316	1.708	2.060	2.485	2.787	3.725
26	.127	.256	.390	.531	.684	.856	1.056	1.315	1.706	2.056	2.479	2.779	3.707
27	.127	.256	.389	.531	.684	.855	1.057	1.314	1.703	2.052	2.473	2.771	3.690
28	.127	.256	.389	.530	.683	.855	1.056	1.313	1.701	2.048	2.467	2.763	3.674
29	.127	.256	.389	.530	.683	.854	1.055	1.311	1.699	2.045	2.462	2.756	3.659
30	.127	.256	.389	.530	.683	.854	1.055	1.310	1.697	2.042	2.457	2.750	3.646
40	.126	.255	.388	.529	.681	.851	1.050	1.303	1.684	2.021	2.423	2.704	3.551
60	.126	.254	.387	.527	.679	.848	1.046	1.296	1.671	2.000	2.390	2.660	3.460
120	.126	.254	.386	.526	.677	.845	1.041	1.289	1.658	1.980	2.358	2.617	3.373
∞	.126	.253	.385	.524	.674	.842	1.036	1.282	1.645	1.960	2.326	2.576	3.291

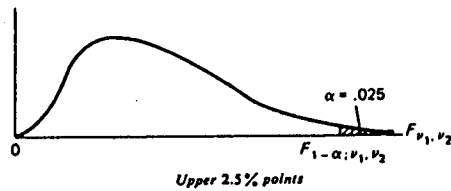
SOURCE: Table B.3 is taken from Table III of R. A. Fisher and F. Yates, *Statistical Tables for Biological, Agricultural and Medical Research*, published by Longman Group, Ltd., London (previously published by Oliver & Boyd Ltd., Edinburgh) and by permission of the authors and publishers.

TABLE B.4 Critical Values of  $F^*$



$\nu_1$	1	2	3	4	5	6	7	8	9	10	12	15	20	24	30	40	60	120	$\infty$
1	161.4	199.5	215.7	224.6	230.2	234.0	236.8	238.9	240.5	241.9	243.9	245.9	248.0	249.1	250.2	251.1	252.2	253.3	254.3
2	18.51	19.00	19.16	19.25	19.30	19.33	19.35	19.37	19.38	19.40	19.41	19.43	19.45	19.45	19.46	19.47	19.48	19.49	19.50
3	10.13	9.55	9.28	9.12	9.01	8.94	8.89	8.85	8.81	8.79	8.74	8.70	8.66	8.64	8.62	8.59	8.57	8.55	8.53
4	7.71	6.94	6.39	6.09	5.82	5.66	5.57	5.51	5.46	5.42	5.37	5.33	5.29	5.27	5.25	5.23	5.21	5.19	5.17
5	6.61	5.79	5.41	5.19	5.05	4.95	4.88	4.82	4.77	4.74	4.68	4.62	4.56	4.53	4.50	4.46	4.43	4.40	4.36
6	5.99	5.14	4.76	4.53	4.39	4.28	4.21	4.15	4.10	4.06	4.00	3.94	3.87	3.84	3.81	3.77	3.74	3.70	3.67
7	5.59	4.74	4.35	4.12	3.97	3.87	3.79	3.73	3.68	3.64	3.57	3.51	3.44	3.41	3.38	3.34	3.30	3.27	3.23
8	5.32	4.46	4.07	3.84	3.69	3.58	3.50	3.44	3.39	3.35	3.28	3.22	3.15	3.12	3.08	3.04	3.01	2.97	2.93
9	5.12	4.26	3.86	3.63	3.48	3.37	3.29	3.23	3.18	3.14	3.07	3.01	2.94	2.90	2.86	2.83	2.79	2.75	2.71
10	4.96	4.10	3.71	3.48	3.33	3.22	3.14	3.07	3.02	2.98	2.91	2.85	2.77	2.74	2.70	2.66	2.62	2.58	2.54
11	4.84	3.98	3.59	3.36	3.20	3.09	3.01	2.95	2.90	2.85	2.79	2.72	2.65	2.61	2.57	2.53	2.49	2.45	2.40
12	4.75	3.89	3.49	3.26	3.11	3.00	2.91	2.85	2.80	2.75	2.69	2.62	2.54	2.51	2.47	2.43	2.38	2.34	2.30
13	4.67	3.81	3.41	3.18	3.03	2.92	2.83	2.77	2.71	2.67	2.60	2.53	2.46	2.42	2.38	2.34	2.30	2.25	2.21
14	4.60	3.74	3.34	3.11	2.96	2.85	2.76	2.70	2.65	2.60	2.53	2.46	2.39	2.35	2.31	2.27	2.22	2.18	2.13
15	4.54	3.68	3.29	3.06	2.90	2.79	2.71	2.64	2.59	2.54	2.48	2.40	2.33	2.29	2.25	2.20	2.16	2.11	2.07
16	4.49	3.63	3.24	3.01	2.85	2.74	2.66	2.59	2.54	2.49	2.42	2.35	2.28	2.24	2.19	2.15	2.11	2.06	2.01
17	4.45	3.59	3.20	2.96	2.81	2.70	2.61	2.55	2.49	2.45	2.38	2.31	2.23	2.19	2.15	2.10	2.06	2.01	1.96
18	4.41	3.55	3.16	2.93	2.77	2.66	2.58	2.51	2.46	2.41	2.34	2.27	2.19	2.15	2.11	2.06	2.02	1.97	1.92
19	4.38	3.52	3.13	2.90	2.74	2.63	2.54	2.48	2.42	2.38	2.31	2.23	2.16	2.11	2.07	2.03	1.98	1.93	1.88
20	4.35	3.49	3.10	2.87	2.71	2.60	2.51	2.45	2.39	2.35	2.28	2.20	2.12	2.08	2.04	1.99	1.95	1.90	1.84
21	4.32	3.47	3.07	2.84	2.68	2.57	2.49	2.42	2.37	2.32	2.25	2.18	2.10	2.05	2.01	1.96	1.92	1.87	1.81
22	4.30	3.44	3.05	2.82	2.66	2.55	2.46	2.40	2.34	2.30	2.23	2.15	2.07	2.03	1.98	1.94	1.89	1.84	1.78
23	4.28	3.42	3.03	2.80	2.64	2.53	2.44	2.37	2.32	2.27	2.20	2.13	2.05	2.01	1.96	1.91	1.86	1.81	1.76
24	4.26	3.40	3.01	2.78	2.62	2.51	2.42	2.36	2.30	2.25	2.18	2.11	2.03	1.98	1.94	1.89	1.84	1.79	1.73
25	4.24	3.39	2.99	2.76	2.60	2.49	2.40	2.34	2.28	2.24	2.16	2.09	2.01	1.96	1.92	1.87	1.82	1.77	1.71
26	4.23	3.37	2.98	2.74	2.59	2.47	2.39	2.32	2.27	2.22	2.15	2.07	1.99	1.95	1.90	1.85	1.80	1.75	1.69
27	4.21	3.35	2.96	2.73	2.57	2.46	2.37	2.31	2.25	2.20	2.13	2.06	1.97	1.93	1.88	1.84	1.79	1.73	1.67
28	4.20	3.34	2.95	2.71	2.56	2.45	2.36	2.29	2.24	2.19	2.12	2.04	1.96	1.91	1.87	1.82	1.77	1.71	1.65
29	4.18	3.33	2.93	2.70	2.55	2.43	2.35	2.28	2.22	2.18	2.10	2.03	1.94	1.90	1.85	1.81	1.75	1.70	1.64
30	4.17	3.32	2.92	2.69	2.53	2.42	2.33	2.27	2.21	2.16	2.09	2.01	1.93	1.89	1.84	1.79	1.74	1.68	1.62
40	4.08	3.23	2.84	2.61	2.45	2.34	2.25	2.18	2.12	2.08	2.00	1.92	1.84	1.79	1.74	1.69	1.64	1.58	1.51
60	4.00	3.15	2.76	2.53	2.37	2.25	2.17	2.10	2.04	1.99	1.92	1.84	1.75	1.70	1.65	1.59	1.53	1.47	1.39
120	3.92	3.07	2.68	2.45	2.29	2.17	2.09	2.02	1.96	1.91	1.83	1.75	1.66	1.61	1.55	1.50	1.43	1.35	1.25
$\infty$	3.84	3.00	2.60	2.37	2.21	2.10	2.01	1.94	1.88	1.83	1.75	1.67	1.57	1.52	1.46	1.39	1.32	1.22	1.00

TABLE B.4 (Continued)



$\nu_1$	1	2	3	4	5	6	7	8	9	10	12	15	20	24	30	40	60	120	$\infty$
1	647.8	799.5	864.2	899.6	921.8	937.1	948.2	956.7	963.3	968.6	976.7	984.9	993.1	997.2	1001	1006	1010	1014	1018
2	38.51	39.00	39.17	39.25	39.30	39.33	39.36	39.37	39.39	39.40	39.41	39.43	39.45	39.46	39.46	39.47	39.48	39.49	39.50
3	17.44	16.04	15.44	15.10	14.88	14.73	14.62	14.54	14.47	14.42	14.34	14.25	14.17	14.12	14.08	14.04	13.99	13.95	13.90
4	12.22	10.65	9.98	9.60	9.36	9.20	9.07	8.98	8.90	8.84	8.75	8.66	8.56	8.51	8.46	8.41	8.36	8.31	8.26
5	10.01	8.41	7.76	7.39	7.15	6.98	6.85	6.76	6.68	6.62	6.52	6.43	6.33	6.28	6.23	6.18	6.12	6.07	6.02
6	8.81	7.26	6.60	6.23	5.99	5.82	5.70	5.60	5.52	5.46	5.37	5.27	5.17	5.12	5.07	5.01	4.96	4.90	4.85
7	8.07	6.54	5.89	5.52	5.29	5.12	4.99	4.90	4.82	4.76	4.67	4.57	4.47	4.42	4.36	4.31	4.25	4.20	4.14
8	7.57	6.06	5.42	5.05	4.82	4.65	4.53	4.43	4.36	4.30	4.20	4.10	4.00	3.95	3.89	3.84	3.78	3.73	3.67
9	7.21	5.71	5.08	4.72	4.48	4.32	4.20	4.10	4.03	3.96	3.87	3.77	3.67	3.61	3.56	3.51	3.45	3.39	3.33
10	6.94	5.46	4.83	4.47	4.24	4.07	3.95	3.85	3.78	3.72	3.62	3.52	3.42	3.37	3.31	3.26	3.20	3.14	3.08
11	6.72	5.26	4.63	4.28	4.04	3.88	3.76	3.66	3.59	3.53	3.43	3.33	3.23	3.17	3.12	3.06	3.00	2.94	2.88
12	6.55	5.10	4.47	4.12	3.89	3.73	3.61	3.51	3.44	3.37	3.28	3.18	3.07	3.02	2.96	2.91	2.85	2.79	2.72
13	6.41	4.97	4.33	4.00	3.77	3.60	3.48	3.39	3.31	3.25	3.15	3.05	2.95	2.89	2.84	2.78	2.72	2.66	2.60
14	6.30	4.86	4.24	3.89	3.66	3.50	3.38	3.29	3.21	3.15	3.05	2.95	2.85	2.79	2.73	2.67	2.61	2.55	2.49
15	6.20	4.77	4.15	3.80	3.58	3.41	3.29	3.20	3.12	3.06	2.96	2.86	2.76	2.70	2.64	2.59	2.52	2.46	2.40
16	6.12	4.69	4.08	3.73	3.50	3.34	3.22	3.12	3.05	2.99	2.89	2.79	2.68	2.63	2.57	2.51	2.45	2.38	2.32
17	6.04	4.62	4.01	3.66	3.44	3.28	3.16	3.06	2.98	2.92	2.82	2.72	2.62	2.56	2.50	2.44	2.38	2.32	2.25
18	5.98	4.56	3.95	3.61	3.38	3.22	3.10	3.01	2.93	2.87	2.77	2.67	2.56	2.50	2.44	2.38	2.32	2.26	2.19
19	5.92	4.51	3.90	3.56	3.33	3.17	3.05	2.96	2.88	2.82	2.72	2.62	2.51	2.45	2.39	2.33	2.27	2.20	2.13
20	5.87	4.46	3.86	3.51	3.29	3.13	3.01	2.91	2.84	2.78	2.68	2.57	2.46	2.41	2.35	2.29	2.22	2.16	2.09
21	5.83	4.42	3.82	3.48	3.25	3.09	2.97	2.87	2.80	2.73	2.64	2.53	2.42	2.37	2.31	2.25	2.18	2.11	2.04
22	5.79	4.38	3.78	3.44	3.22	3.05	2.93	2.84	2.76	2.70	2.60	2.50	2.39	2.33	2.27	2.21	2.14	2.08	2.00
23	5.75	4.35	3.75	3.41	3.18	3.02	2.90	2.81	2.73	2.67	2.57	2.47	2.36	2.30	2.24	2.18	2.11	2.04	1.97
24	5.72	4.32	3.72	3.38	3.15	2.99	2.87	2.78	2.70	2.64	2.54	2.44	2.33	2.27	2.21	2.15	2.08	2.01	1.94
25	5.69	4.29	3.69	3.35	3.13	2.97	2.85	2.75	2.68	2.61	2.51	2.41	2.30	2.24	2.18	2.12	2.05	1.98	1.91
26	5.66	4.27	3.67	3.33	3.10	2.94	2.82	2.73	2.65	2.59	2.49	2.39	2.28	2.22	2.16	2.09	2.03	1.95	1.88
27	5.63	4.24	3.65	3.31	3.08	2.92	2.80	2.71	2.63	2.57	2.47	2.36	2.25	2.19	2.13	2.07	2.00	1.93	1.85
28	5.61	4.22	3.63	3.29	3.06	2.90	2.78	2.69	2.61	2.55	2.45	2.34	2.23	2.17	2.11	2.05	1.98	1.91	1.83
29	5.59	4.20	3.61	3.27	3.04	2.88	2.76	2.67	2.59	2.53	2.43	2.32	2.21	2.15	2.09	2.03</			