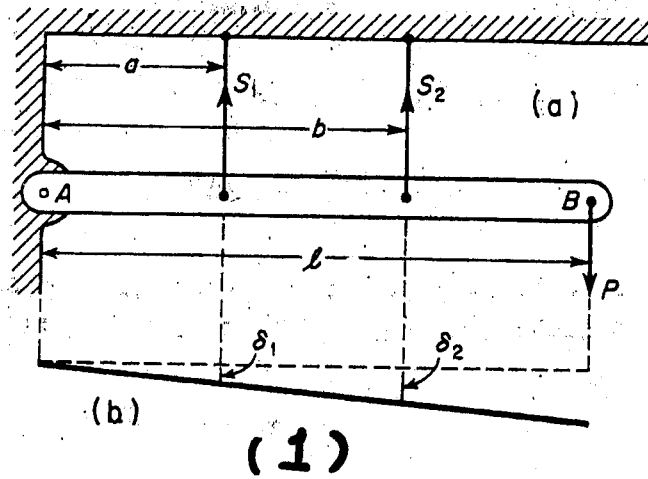


本試題是否可以使用計算機: 可使用, 不可使用 (請命題老師勾選)

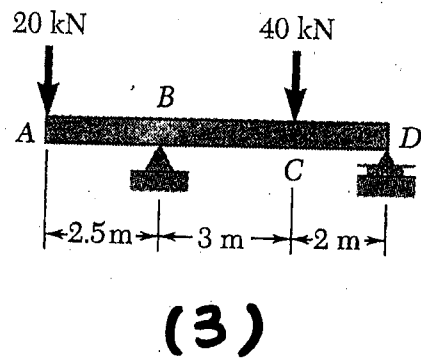
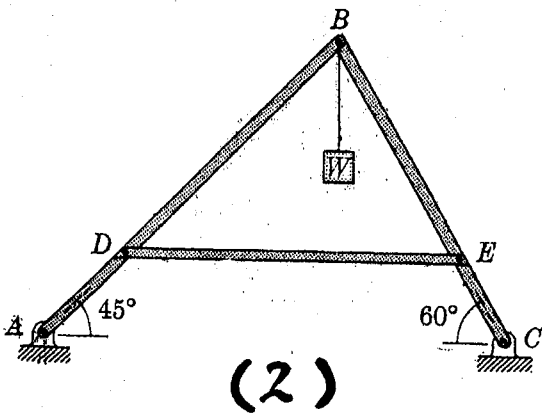
1.

A rigid bar AB is hinged at A and supported in a horizontal position by two identical vertical steel wires as shown in Fig. 1. Find the tensile forces S_1 and S_2 induced in these wires by a vertical load P applied at B as shown. (30%)



2.

Free-body diagram—a simple frame with a load on a joint. Draw the free-body diagrams for each member of the simple frame shown in Fig. 2. (35%)



3.

Draw the shear and bending-moment diagrams for the beam and loading shown. (35%)

FIG. 3