

本試題是否可以使用計算機： 可使用， 不可使用（請命題老師勾選）

1. Determine $f(t)=?$ (20%)

(a)
$$F(S) = \frac{2S^3 + 4S^2 + 2}{(S^2 + 2s + 17)(S^2 + 4s + 20)}$$

(b)
$$F(S) = \frac{S^2 + 4}{(S^2 + 9)(S^2 + 6s + 3)}$$

2. Fig. 1 shows the 741 op-amp circuit. (20%)

- (a) Describe basic operational principle of this three-stage amplifiers.
- (b) Describe output short-circuit protection if the current in the emitters of Q_{14} and Q_{20} exceeds about 20 mA.
- (c) Describe the basic function of transistors Q_{18} and Q_{19} (including R_{10})
- (d) Draw a small-signal equivalent circuit for the input stage, the second stage and the output stage.

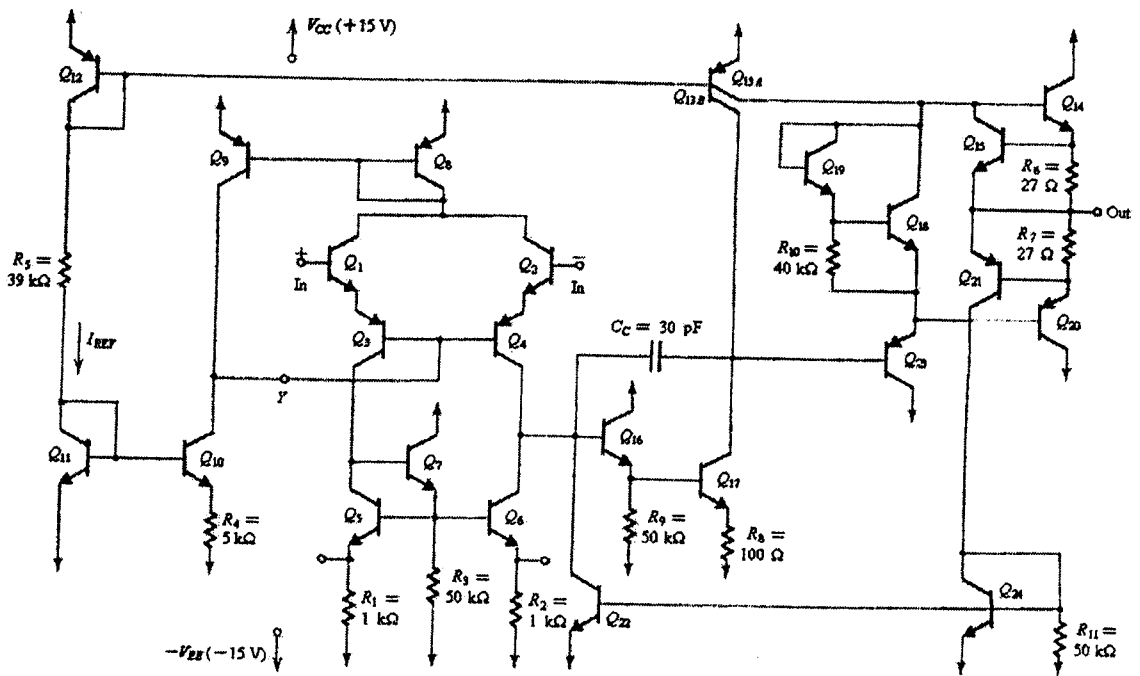


Fig. 1

3. Obtain the differential equation relating for $V_o(t)$ in the network of Fig. 2. (10%)

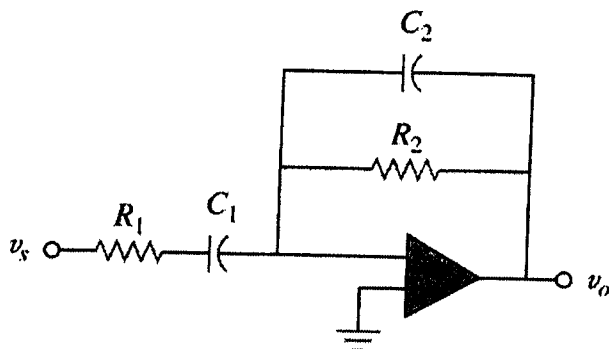


Fig. 2

(背面仍有題目,請繼續作答)

本試題是否可以使用計算機： 可使用， 不可使用（請命題老師勾選）

4. Fig. 3 shows a monostable multi-vibrator implemented using the 555 IC together with an external resistor R and an external capacitor C . To trigger the monostable multi-vibrator, a negative input pulse is applied to the trigger input terminal.

(15%)

- (a) Clearly described the wave forms of $v_C(t)$ and $v_O(t)$.
- (b) Obtain the width of the pulse T .

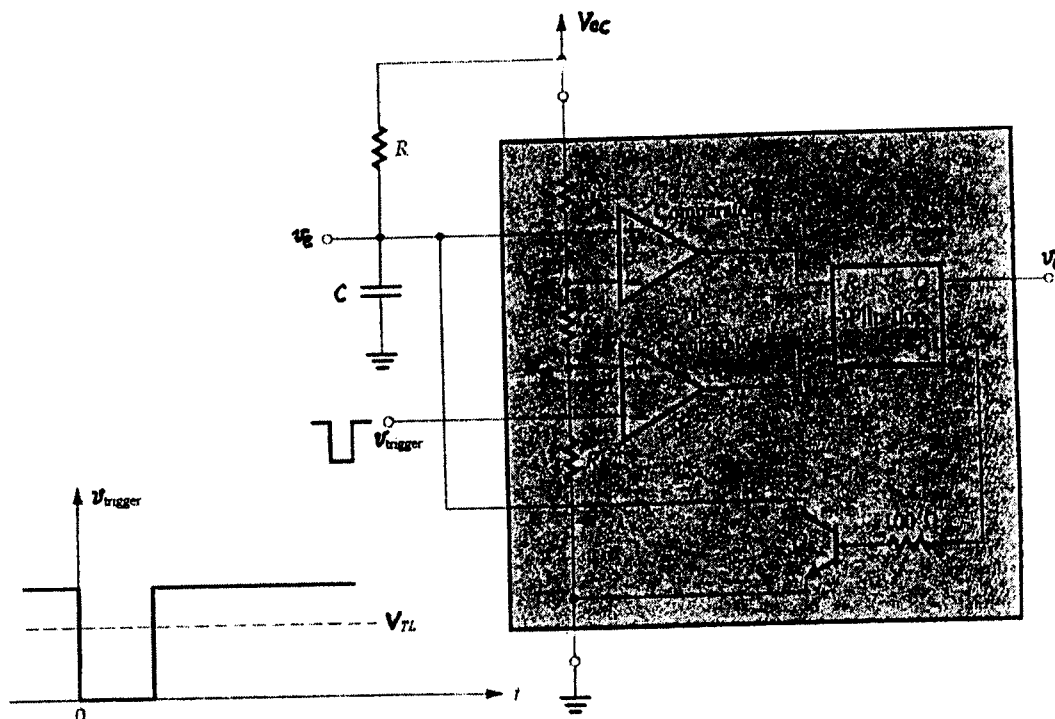


Fig. 3

5. Determine V_O in the op amp circuit in the Fig. 4. (20%)

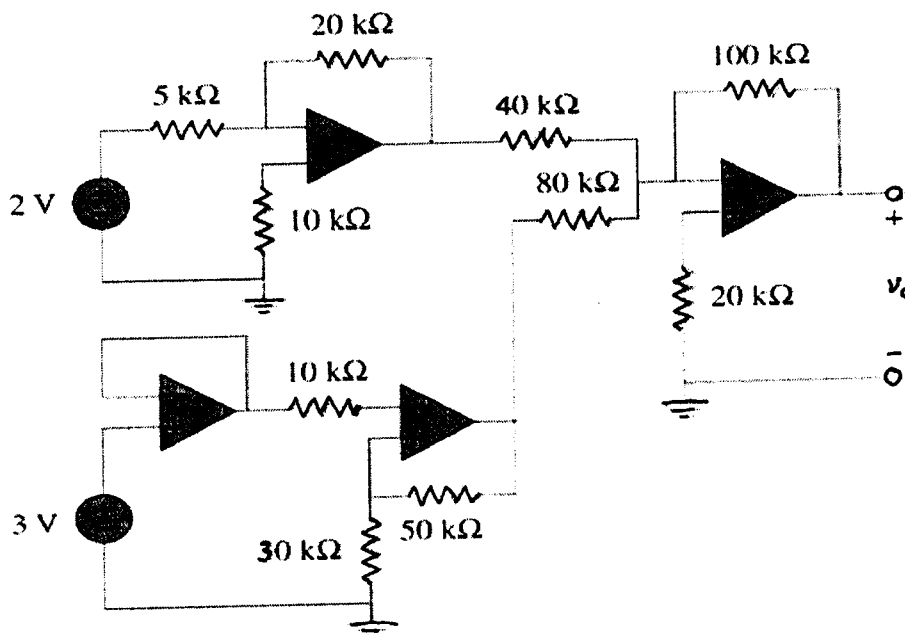


Fig. 4

本試題是否可以使用計算機： 可使用， 不可使用 (請命題老師勾選)

6. In Fig. 5, obtain the expression of input impedance $Z_{in} \equiv \frac{V_1}{I_1}$ as shown in figure 5.
 (Assume A_1 and A_2 are ideal op amp.) (15%)

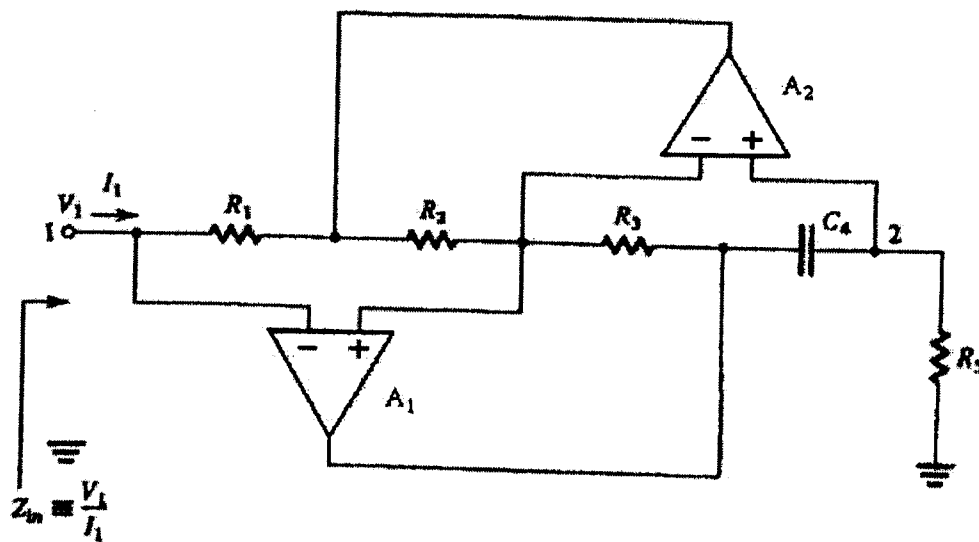


Fig. 5